



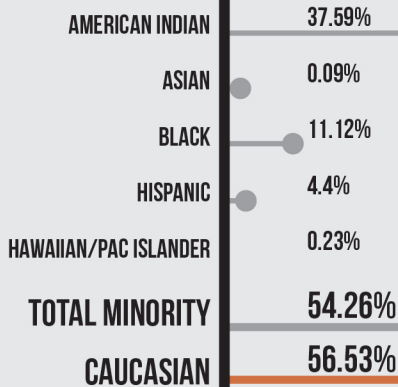
CAMPUS PROFILE

CONNORS STATE COLLEGE | ACADEMIC YEAR 2016-2017

3426 TOTAL STUDENTS

FOUNDED IN 1908, WITH CAMPUSES IN MUSKOGEE AND WARNER, CONNORS STATE COLLEGE IS GOVERNED BY THE OKLAHOMA A&M BOARD OF REGENTS WITH THE MISSION OF BUILDING FUTURES ONE AT A TIME AS WE PROMOTE EXCELLENCE IN OUR COMMUNITY AND THE GLOBAL SOCIETY.

ETHNICITY



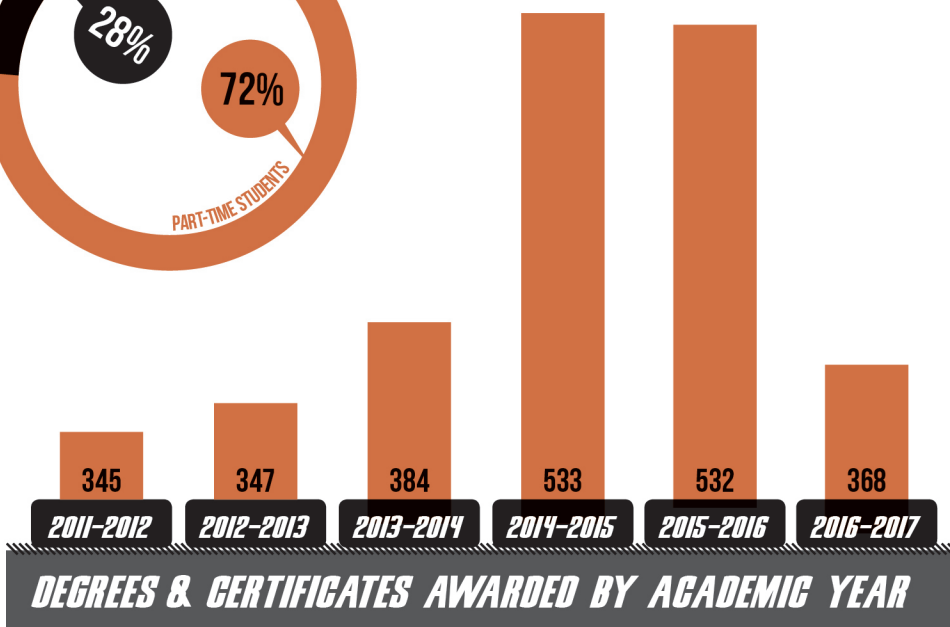
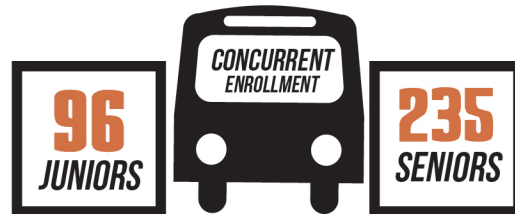
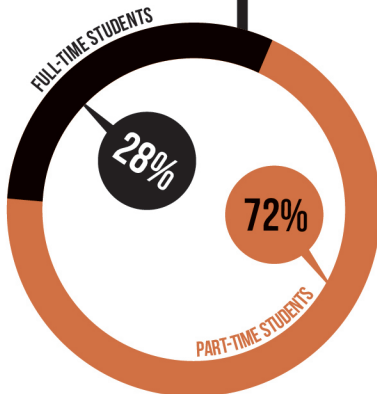
NOTE: THE TOTAL ETHNIC COUNT MAY NOT EQUAL TOTAL STUDENTS AS INDIVIDUALS MAY SELECT MULTIPLE OR NO ETHNICITIES.



39% REPORTED FIRST GENERATION COLLEGE STUDENTS

TOP 5 MAJORS

RANK	PROGRAM	FY 16-17	%
#1	GENERAL EDUCATION AA	1451	42.15%
#2	PRE-NURSING NURSING AS / AAS	700	20.33%
#3	BUSINESS ADMINISTRATION AS	347	10.08%
#4	AGRICULTURE AS	232	6.74%
#5	BIOLOGICAL SCIENCE AS	154	4.47%



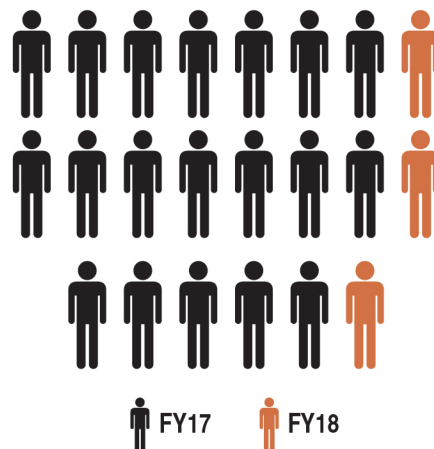
ANNUAL SCHOLARSHIPS

\$1,527,738	
TOTAL INSTITUTIONAL SCHOLARSHIPS	
\$506,696	\$273,480
OKLAHOMA PROMISE	WORK STUDY

BUDGET CUTS

EMPLOYEE IMPACT

33 POSITIONS UNFILLED OR ELIMINATED



ECONOMIC IMPACT

WITH A TOTAL REGIONAL ECONOMIC (OUTPUT) IMPACT OF \$66 MILLION, THE ESTIMATED RETURN ON INVESTMENT IS \$5.82 FOR EVERY \$1 OF STATE FUNDING.

STUDENT IMPACT

- REDUCED STUDENT SCHOLARSHIPS AND TUITION WAIVERS
- REDUCED TUTORING SERVICES FOR STUDENTS
- REDUCED LIBRARY ACCESS FOR STUDENTS
- REDUCED NUMBER OF COURSE SECTIONS OFFERED FOR STUDENTS
- INCREASED CLASS SIZES, RESULTING IN LESS INDIVIDUAL STUDENT SUPPORT

LOST REGIONAL ECONOMIC ACTIVITY*

\$9,512,388

*OKLAHOMA STATE CHAMBER OF COMMERCE REPORT

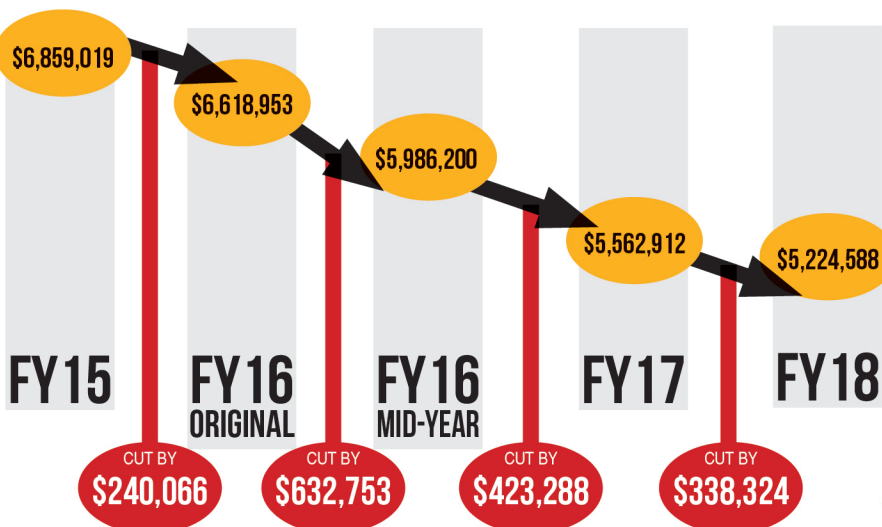


TUITION & MANDATORY FEES INCREASE*

6.5%
FY18
*COVERS ONLY 78% OF BUDGET DEFICIT

8.75%
FY17
*COVERS ONLY 36% OF BUDGET DEFICIT

4.8%
FY16



TOTAL CUT
\$1,634,431