



Connors State College

700 College Road, Warner, Oklahoma 74469

Distance from ZIP: 0.0 miles from 74469
General information: (918) 463-2931
Website: connorsstate.edu/
Type: 2-year, Public
Awards offered: Less than one year certificate
 One but less than two years certificate
 Associate's degree
Campus setting: Rural: Remote
Campus housing: Yes
Student population: 2,113 (all undergraduate)
Student-to-faculty ratio: 27 to 1

[View on Google Maps](#)
[View on Google Maps](#)

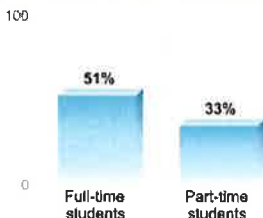
IPEDS ID: 206996
OPE ID: 00315300

- ⊕ GENERAL INFORMATION
- ⊕ TUITION, FEES, AND ESTIMATED STUDENT EXPENSES
- ⊕ FINANCIAL AID
- ⊕ NET PRICE
- ⊕ ENROLLMENT
- ⊕ ADMISSIONS
- ⊖ RETENTION AND GRADUATION RATES

FIRST-TO-SECOND YEAR RETENTION RATES

Retention rates measure the percentage of first-time students who return to the institution to continue their studies the following fall.

RETENTION RATES FOR FIRST-TIME STUDENTS



Percentage of Students Who Began Their Studies in Fall 2018 and Returned in Fall 2019

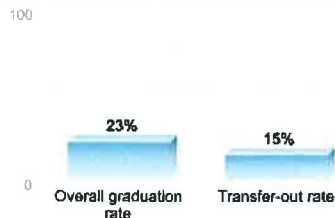
OVERALL GRADUATION RATE AND TRANSFER-OUT RATE

The overall graduation rate is also known as the "Student Right to Know" or IPEDS graduation rate. It tracks the progress of students who began their studies as **full-time, first-time degree- or certificate-seeking students** to see if they complete a degree or other award such as a certificate within 150% of "normal time" for completing the program in which they are enrolled.

Some institutions also report a transfer-out rate, which is the percentage of the full-time, first-time students who transferred to another institution.

Note that not all students at the institution are tracked for these rates. Students who have already attended another postsecondary institution, or who began their studies on a part-time basis, are not tracked for this rate. **At this institution, 55 percent of entering students were counted as "full-time, first-time" in 2019.**

OVERALL GRADUATION AND TRANSFER-OUT RATES FOR STUDENTS WHO BEGAN THEIR STUDIES IN FALL 2016




Percentage of Full-time, First-Time Students Who Graduated or Transferred Out Within 150% of "Normal Time" to Completion for Their Program

OVERALL GRADUATION RATE BY GENDER

OVERALL GRADUATION RATE BY GENDER

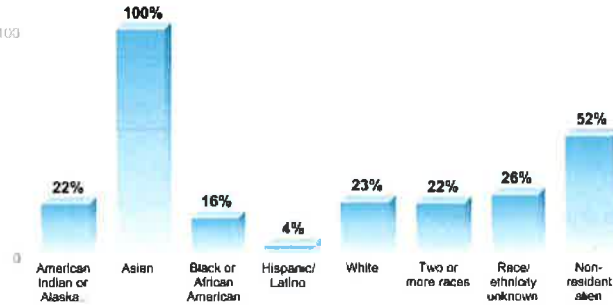
100



Percentage of Full-time, First-time Students Who Began Their Studies in Fall 2016 and Graduated Within 150% of "Normal Time" to Completion for Their Program

OVERALL GRADUATION RATE BY RACE/ETHNICITY

100



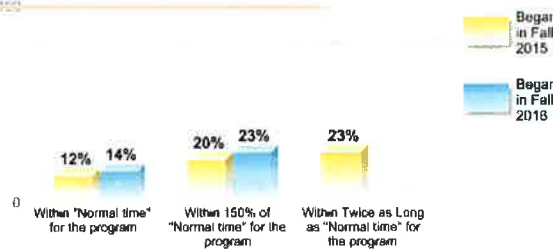
Percentage of Full-time, First-time Students Who Began Their Studies in Fall 2016 and Graduated Within 150% of "Normal Time" to Completion for Their Program

GRADUATION RATES BY TIME TO COMPLETION

Graduation rates can be measured over different lengths of time. "Normal time" is the typical amount of time it takes full-time students to complete their program. For example, the "normal" amount of time for many associate's degree programs is 2 years. Not all students complete within the normal time, so graduation rates are measured by other lengths of time as well, including "150% of normal time" (e.g., 3 years for a 2-year program) and "200% of normal time," or twice as long as the normal time (e.g., 4 years for a 2-year program).

GRADUATION RATES FOR STUDENTS WHO BEGAN THEIR PROGRAM IN FALL 2015 OR FALL 2016, BY TIME TO COMPLETION

100



Percentage of Full-time, First-time Students Who Graduated in the Specified Amount of Time

- ⊕ OUTCOME MEASURES
- ⊕ PROGRAMS/MAJORS
- ⊕ SERVICEMEMBERS AND VETERANS
- ⊕ VARSITY ATHLETIC TEAMS
- ⊕ ACCREDITATION
- ⊕ CAMPUS SECURITY AND SAFETY
- ⊕ COHORT DEFAULT RATES

[English](#) | [Español](#) | [About](#) | [Search Plug-in](#)

[College Navigator Home](#) | [College Costs](#) | [Prepare](#) | [Financial Aid](#) | [Careers](#)

IES NCES National Center for Education Statistics

Explore the Institute of Education Sciences

- IES
- Home
- About
- Publications
- Data
- Funding
- News

- IES Centers
- NCEE
- NCER
- NCES
- Home
- About
- Programs
- Publications
- Data
- Data Training

- IES Policies and Standards
- Public Access Policy
- Privacy and Security Policies
- NCES Statistical Standards
- Peer Review Process
- ED Data Inventory

Contact Us

U.S. Department of Education

Additional Resources

- ERIC
- Sitemap
- Organizational Chart

School Search
News
Kids' Zone
NCSER

